

## Elf Earrings

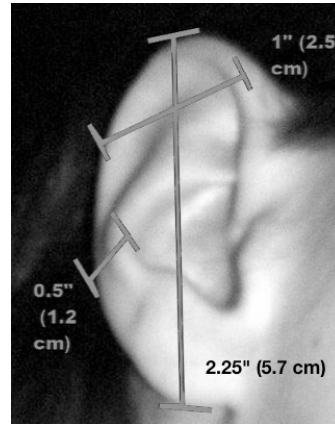
<http://www.erikahammerschmidt.com/jewelry/elf-earrings/>

Elf earrings are clever little contraptions to **make your ears temporarily pointed**. Great for Halloween costumes, sci-fi/fantasy conventions, etc.

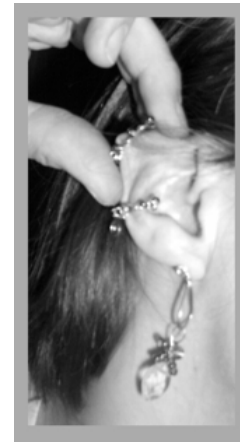
**No piercings required.** Held in place with an ear cuff and a loop over the top of the ear (most models also have a dangly jewel at the bottom). In my experience they are a lot more comfortable to wear than clip earrings, though not quite as comfortable as plain ear cuffs.

Fit and sizing is still in the development phase. **They will not fit everyone.**

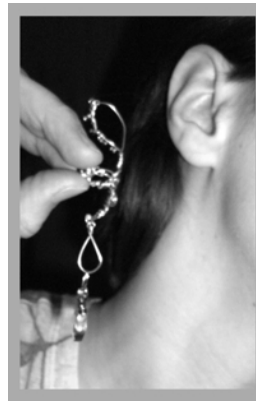
I have several pieces available, but they have only been tested on my ears, so I can't guarantee they will fit anyone else. I'm still working on coming up with a sizing chart and a way of measuring ears for these earrings.



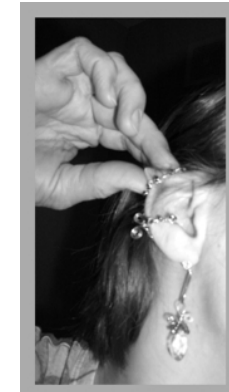
For what it's worth, these are the measurements of my own ears. Some models of elf earrings are adjustable, and I will do my best to adjust them to fit you.



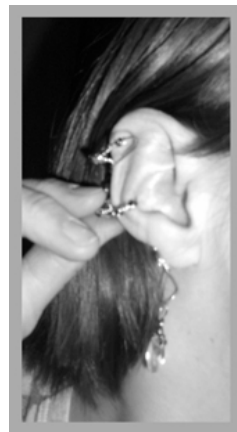
Once the ear cuff is securely in place, tuck the top of your ear into the loop.



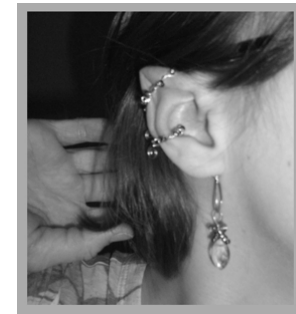
To put it on, first hold the earring by its ear cuff.



Pull your ear tip further through the loop from above.



Slide the ear cuff around the edge of your ear, leaving the upper loop in front of the ear for now. Don't bend the metal; bend the rim of your ear to fit into the cuff.



Adjust until it feels comfortable and the appearance is to your liking.